



reddot design award
winner 2017



DESIGN
AWARD
2017



HOLDER

THE SWEEPER WITH ADDED VALUE.

KS 1200 SWEEPER-SUCTION COMBINATION
FOR THE HOLDER C SERIES



HOPPER

Hopper, gross	1.2 m ³
Hopper, net	0.8 m ³
Fresh water tank	215 l
Recycled water	140 l
Total height incl. carrier vehicle	From 2000 mm
Total outer width incl. carrier vehicle	From 1130 mm

BRUSH SYSTEM

Plate brush diameter	700 mm / 1000 mm
Sweeping width for suction mouth coverage	1450 mm – 1900 mm

CARRIER VEHICLES

Holder C series	✓
Holder B 250	✓



















YOUR BENEFITS

Possible height of 2000 – 2095 mm




















-  **COST SAVINGS**
-  **TIME SAVINGS**
-  **SAFETY**
-  **COMFORT**
-  **WORKING RESULTS**

HOPPER

-  Robust stainless steel container with usable container volume of 0.8 m³
-  Noise reduction thanks to a fan that is positioned at the bottom
-  Noise and fuel reduction since the maximum suction is reached at just 1750 rpm
- 
-  No refuelling of the circulating water necessary, because
-  a bottom valve in the container prevents the circulating water from draining when the hopper is tipped 
-  Optimum dust binding thanks to the intelligent circulating water system: The circulating water in the dirt tank flows back into the dirty water tank and is moved into the suction hose for dust binding
- 
-  Safe access to the suction hose for servicing and cleaning, as well as easy use of the suction hose as a hand-held suction hose with a diameter of 17.5 cm: 
- 
-  The entire suction hose can be detached from the suction mouth during operation in just a few simple steps
-  Integrated leaf rake to quickly remove stuck-on leaves without having to open the container
-  Integrated high-pressure cleaner incl. 12 m hose, 17 l/min at 150 bar
- 
-  Multifunctional: When combined with a mower, it can also be used as a mowing container
- 

BRUSH SYSTEM

-  Flexibly adaptable sweeper with individual brush control and simultaneous control; for example, to sweep out parking spaces
- 
-  Protection of the brushes and improved sweeping results thanks to the left- and right-hand independent hydraulic brush relief
- 
-  Optimum dust binding thanks to the fresh water nozzles on the brushes
-  Quick key for sweeping on a second level
-  Excellent view of the swept material thanks to the integrated suction mouth camera
- 
-  Collision protection for the brush arms and brush plates
-  Shortening of the suction hose and easy operation thanks to the suction mouth being on the right and the asymmetrical brushes 
- 
-  Easy operation thanks to the fixed setting of the larger left-hand brush and the flexible control of the right-hand brush when sweeping
- 
-  Single-handed operation: All operating elements are clearly arranged on the joystick
- 
-  Can be quickly and easily replaced with a mower in less than five minutes

